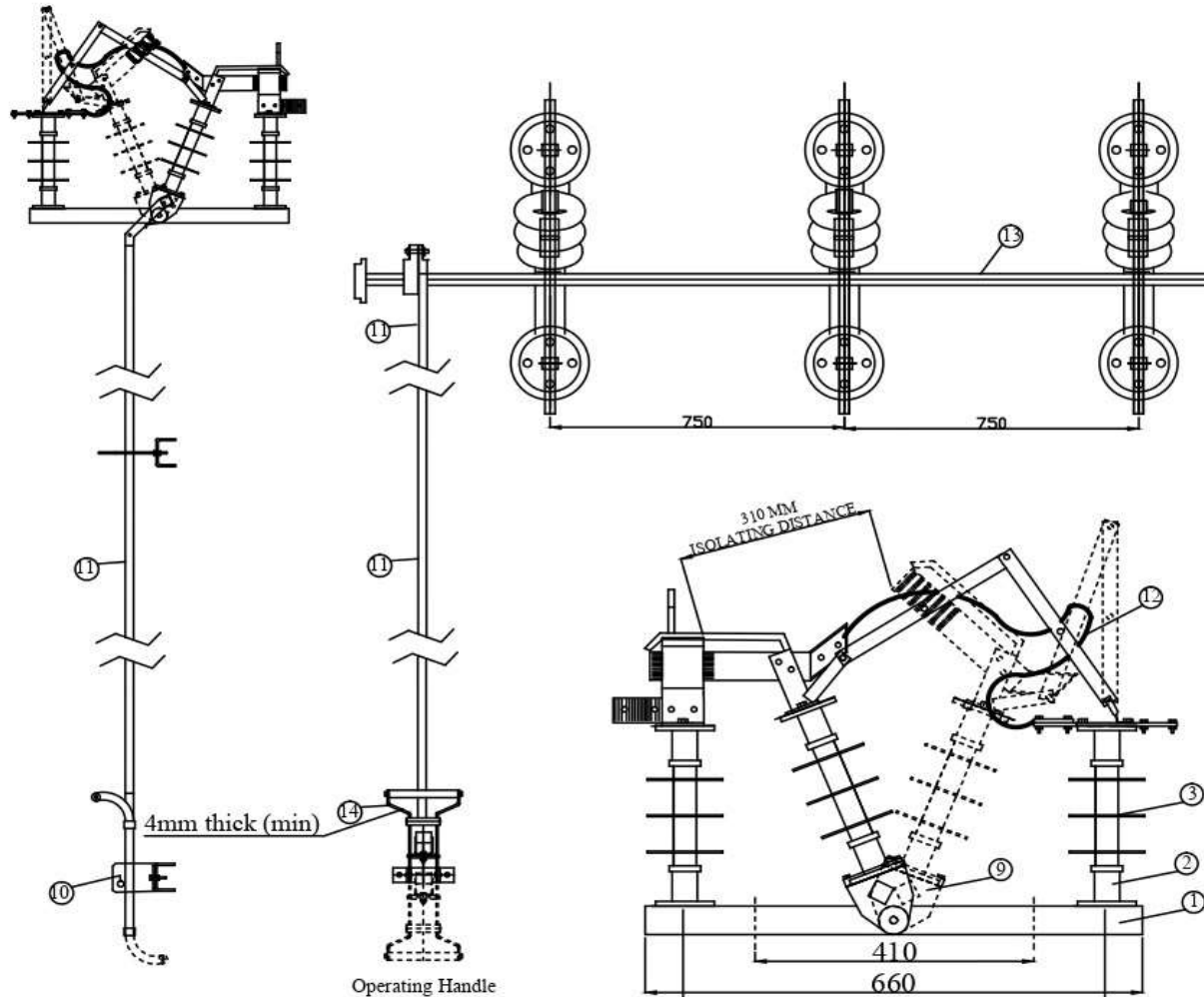


# 11KV AIR Break Switch For Distribution Transformers



**Notes:-**

1. All nuts, bolts for current carrying parts are of Stainless steel only. Plain & spring washers are provided.
2. All nuts, bolts, washers used for assembly for non current carrying parts are H.D. Galvanised.
3. All ferrous parts are H.D. Galvanised.
4. Copper parts are heavily tinned.
5. All dimensions are in mm.
6. Riveting For MS support- 8mm

7. In Case of any Discrepancy Please contact CE, P&P Wing KPDCL

**Note:** - GO AB Switch shall be installed on DTs only. It shall not be installed on Feeders at source end or for sectionalizing of the feeders.

Date of Issue: - 30-04-2022

SR. No.	Description	Qty	Material	Specification
1	Base Channel	3	MS HD Galvanised 75 X 40 X 5mm	IS 2062
2	Base of Post Insulator	9	SGCI / MCI / Forged Steel / AL. Alloy	As per specification
3	Post Insulator	9	Polymer	IEC 61109
4	Connector	6	Tinned Copper	As per specification
5	Arcing Horns	6	MS HD Galvanised 8mm	As per specification
6	Fixed Contact	3	Electrolytic Hard Drawn Tinned Copper	As per specification
7	Moving Contact	3	Electrolytic Hard Drawn Tinned Copper	As per specification
8	MS Supporters strip with spacer	3	MS HD Galvanised	IS 2062
9	CI Roller / MS HDG	3	Cast Iron / MS HD Galvanised	As per specification
10	Locking Arrangement	1	MS HD Galvanised	IS 2062
11	Operating Pipe Vertical 6 mtr. 32mm OD Class B	1	GI Pipe	IS 1239
12	Flexible Copper Braided Tape	3	Tinned Copper	As per specification
13	Operating Horizontal (Solid) Square Rod	1	GI 25 x 25 Sq. mm	As per IS
14	Operating ON / OFF Handle	1	MS HD Galvanised	



**Kashmir Power Distribution Corporation Limited**

Tender drawings subject to modifications by the owner as per field requirement. Contractor has to submit his drawings after award of contract for approval of the owner

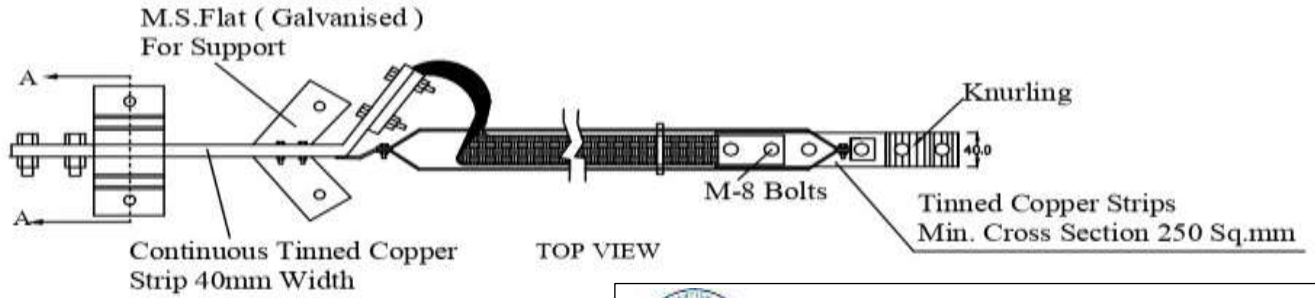
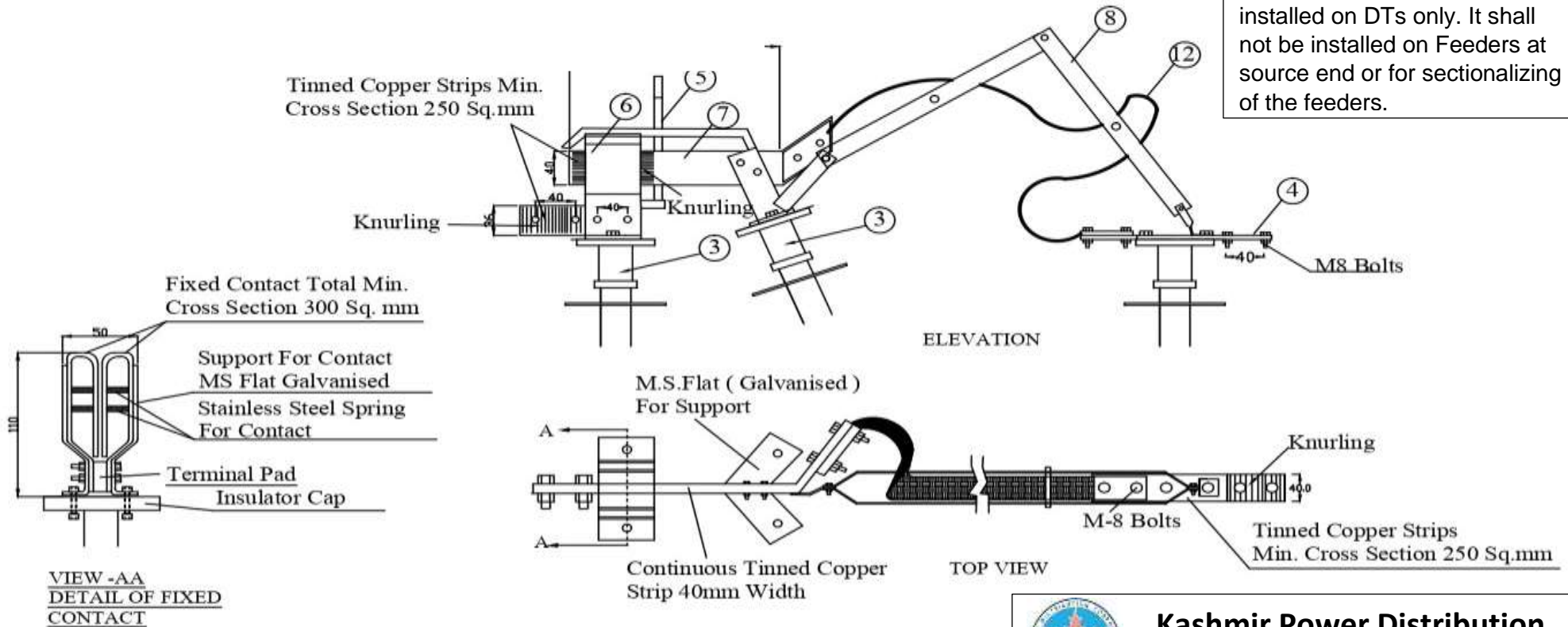
General Arrangement Drawing for 11 KV AB Switch for DT's


Drawing No. CE/P&P/Drg/2022 /11kv ABS001

(Sheet 1 of 2)

# 11KV AIR Break Switch For Distribution Transformers

**Note:** - GO AB Switch shall be installed on DTs only. It shall not be installed on Feeders at source end or for sectionalizing of the feeders.



	<h2>Kashmir Power Distribution Corporation Limited</h2>	
	<p>Tender drawings subject to modifications by the owner as per field requirement. Contractor has to submit his drawings after award of contract for approval of the owner</p>	
	<p>General Arrangement Drawing for 11 KV AB Switch for DT's</p>	<p>Drawing No. CE/P&amp;P/Drg/2022 /11kv ABS001</p>

Date of Issue: - 30-04-2022

(Sheet 2 of 2)